



CONSUMERS ASSOCIATION OF SINGAPORE

170 Ghim Moh Road, #05-01, Ulu Pandan Community Building, Singapore 279621

Hotline: 6100 0315 Fax: 6467 9055

Website: www.case.org.sg

MEDIA RELEASE

For Immediate Release

20 October 2014

CASE survey on hawker food prices at 503 stalls

A price survey conducted by the Consumers Association of Singapore (CASE) in July 2014 showed that mode prices (i.e. the price most commonly charged by most hawkers) for hawker food have increased by 10% to 20% for the majority of the surveyed food items as compared with the last survey. Nonetheless, we believe that hawker food prices are generally affordable to the average consumer because there are still substantial numbers of stalls selling hawker food below the most common price.

CASE did an islandwide survey on 503 hawker food stalls selling five common food items - Chicken Nasi Briyani, Chicken Rice, Fishball Noodles, Roti Prata (one plain prata)¹ and Mixed Vegetables Rice (order consists of white rice, two vegetables and one meat). Compared with our previous price survey conducted in December 2012, this time mode prices of Chicken Nasi Briyani, Chicken Rice, Roti Prata and Mixed Vegetables Rice have increased by 10 cents to 50 cents, but the mode price for Fishball Noodles remains the same at \$3 (*please view Annex A*).

Table 1.1 – Comparison of mode prices of the five food items surveyed in 2012 and 2014.

Food Item	2012	2014
Chicken Nasi Briyani	\$4.50	\$5.00
Chicken Rice	\$2.50	\$3.00
Fishball Noodles	\$3.00	\$3.00
Roti Prata (plain)	\$0.80	\$0.90
Mixed Vegetables Rice (2 vegetables + 1 meat)	\$2.90	\$3.00

This Survey also found that the percentage of hawkers selling food below the mode price has decreased. Most of the hawkers have moved to sell their food at higher mode prices over the past two years. The majority of the hawkers that sell Chicken Nasi Briyani, Fishball Noodles and Roti Prata

¹ Roti Prata charges are calculated using the cost of one prata. However, some hawkers may insist that you buy at least two pieces of roti prata from them.

are charging consumers at the mode price. However, most of the hawkers that sell Chicken Rice and Mixed Vegetables Rice are still charging below the mode price of \$3.00.

Table 1.2 – Comparison of percentage of hawkers selling food at prices less than (<), equals to (=) and more than (>) the current mode price.²

Food Item / Mode Price	Year	< Mode Price	= Mode Price	> Mode Price
Chicken Nasi Briyani / \$5.00	2012	49.99%	31.48%	18.52%
	2014	17.64%	50.98%	31.37%
Chicken Rice / \$3.00	2012	62.89%	28.30%	8.81%
	2014	49.33%	36.67%	14.0%
Fishball Noodles / \$3.00	2012	53.96%	37.41%	8.64%
	2014	34.31%	52.55%	13.14%
Roti Prata (plain) / \$0.90	2012	55.95%	30.20%	13.66%
	2014	36.54%	38.46%	25.00%
Mixed Vegetables Rice (2 vegetables + 1 meat) / \$3.00	2012	75.45%	14.60%	9.76%
	2014	56.62%	30.09%	13.26%

CASE also came across stalls that offered competitive prices for hawker food and would like to highlight some of them (*please view Annex B*). We encourage consumers to patronise hawker stalls that continue to offer food at good value for money.

In addition, we note that takeaway charges for plastic containers are usually subjected to an extra charge of 20 cents. This charge is imposed by hawkers to recover cost if consumers wish to order takeaway food.

CASE is committed to protecting consumers' interests and promoting fair business practices. We believe that hawker food prices should remain competitive and affordable for consumers. We will continue to monitor food prices and highlight any unreasonable prices in the market.

Lim Biow Chuan

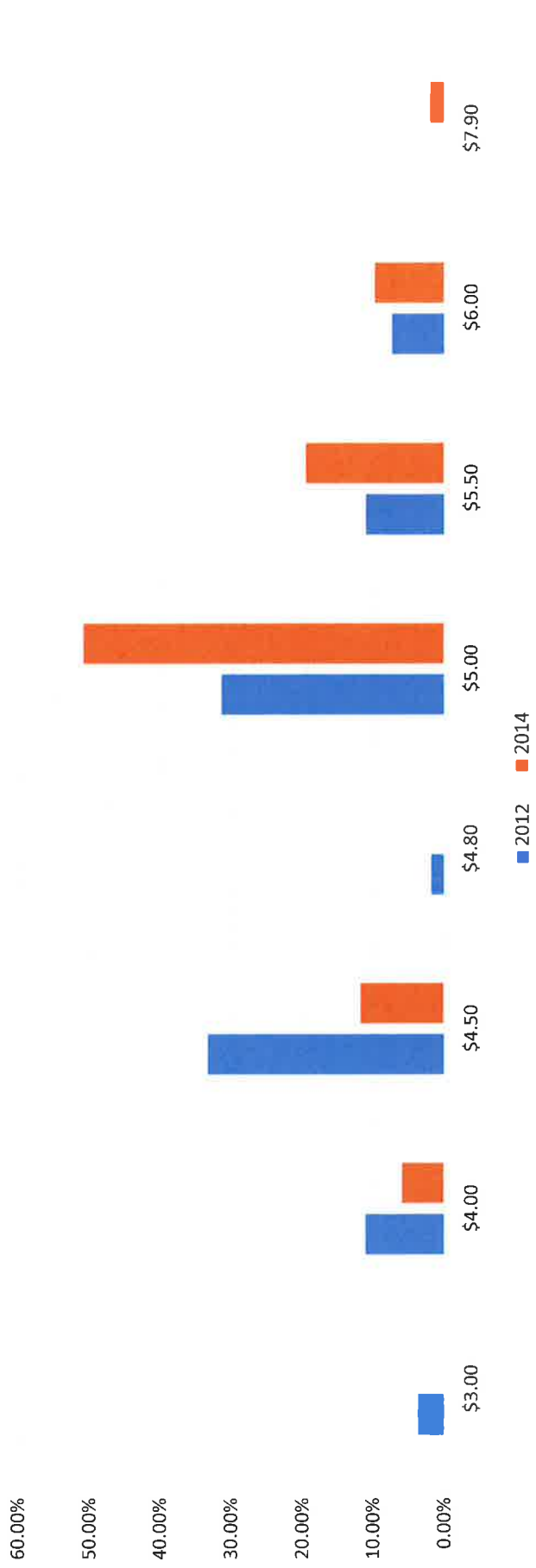
President

Consumers Association of Singapore

² Charts illustrating the percentage of vendors selling the five food items at particular prices can be found in Annex A.

Chart 2.1 – Percentage of hawkers selling Chicken Nasi Briyani at particular prices

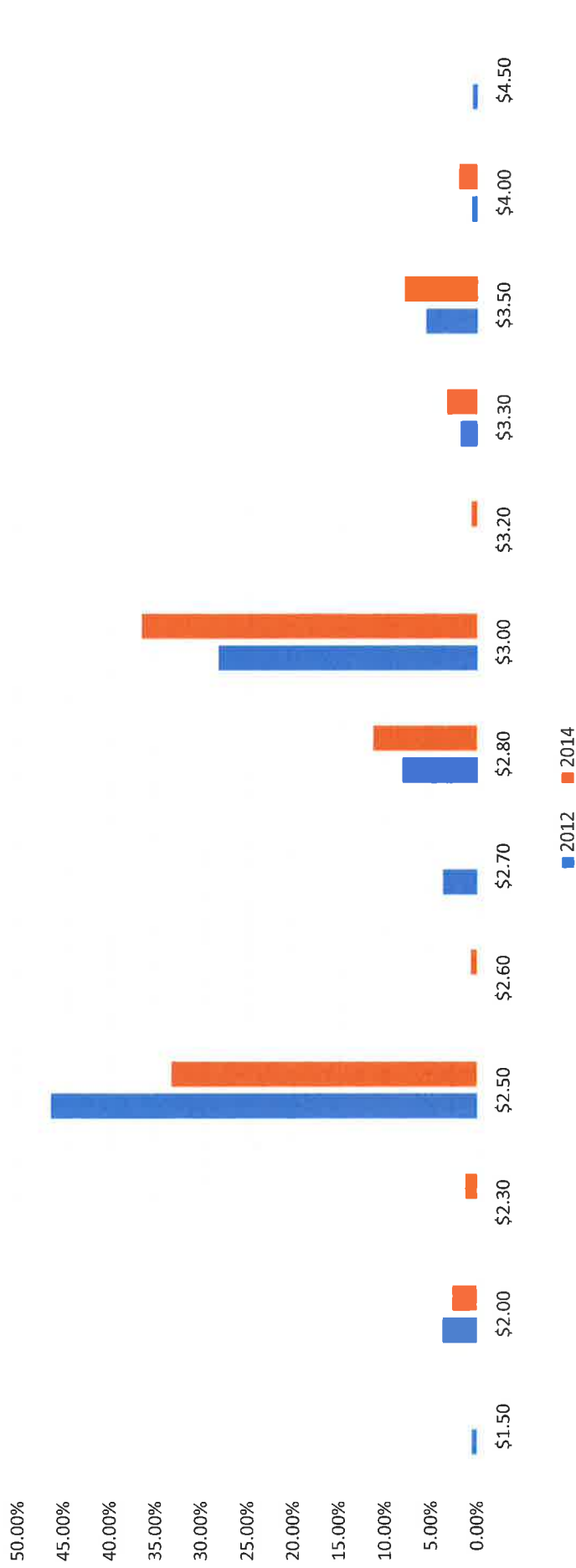
Percentage of hawkers selling Chicken Nasi Briyani at particular prices



Prices	\$3.00	\$4.00	\$4.50	\$4.80	\$5.00	\$5.50	\$6.00	\$7.90
2012	3.70%	11.11%	33.33%	1.85%	31.48%	11.11%	7.41%	0.00%
2014	0.00%	5.88%	11.76%	0.00%	50.98%	19.61%	9.80%	1.96%

Chart 2.2 – Percentage of hawkers selling Chicken Rice at particular prices

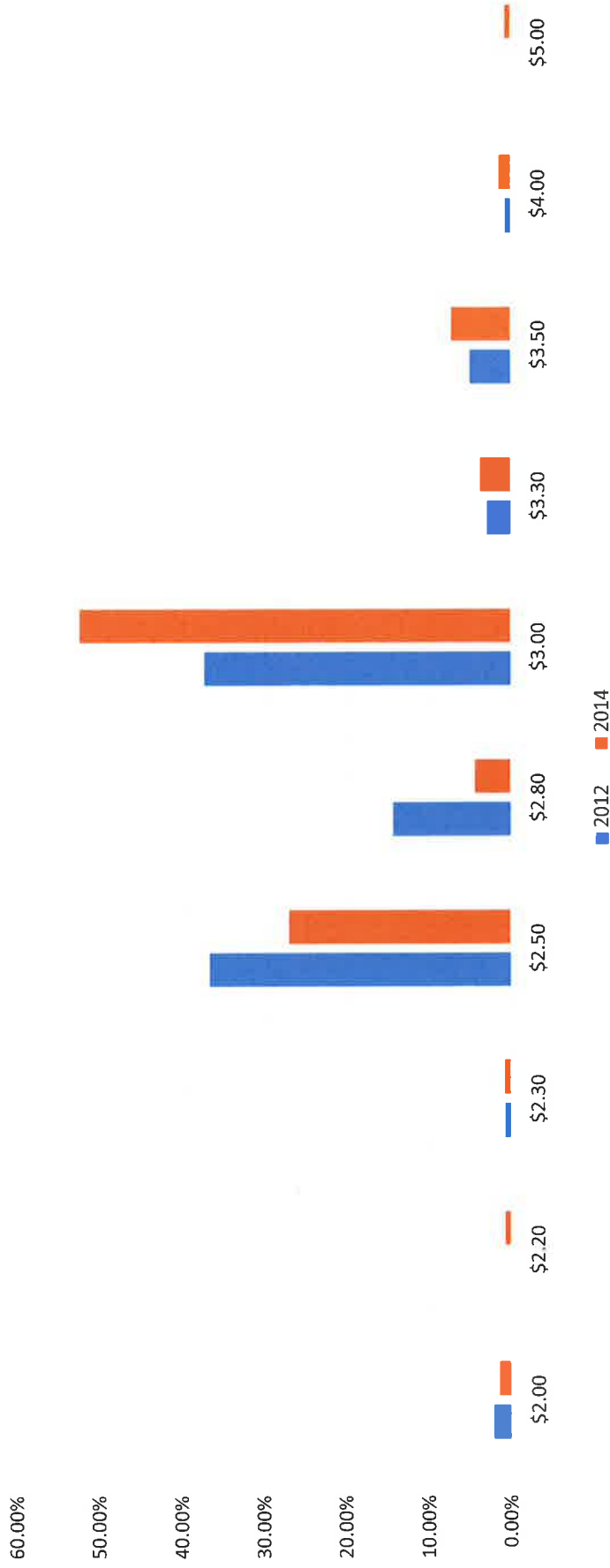
Percentage of hawkers selling Chicken Rice at particular prices



Prices	\$1.50	\$2.00	\$2.30	\$2.50	\$2.60	\$2.70	\$2.80	\$3.00	\$3.20	\$3.30	\$3.50	\$4.00	\$4.50
2012	0.63%	3.77%	0.00%	46.54%	0.00%	3.77%	8.18%	28.30%	0.00%	1.89%	5.66%	0.63%	0.63%
2014	0.00%	2.67%	1.33%	33.33%	0.67%	0.00%	11.33%	36.67%	0.67%	3.33%	8.00%	2.00%	0.00%

Chart 2.3 – Percentage of hawkers selling Fishball Noodles at particular prices

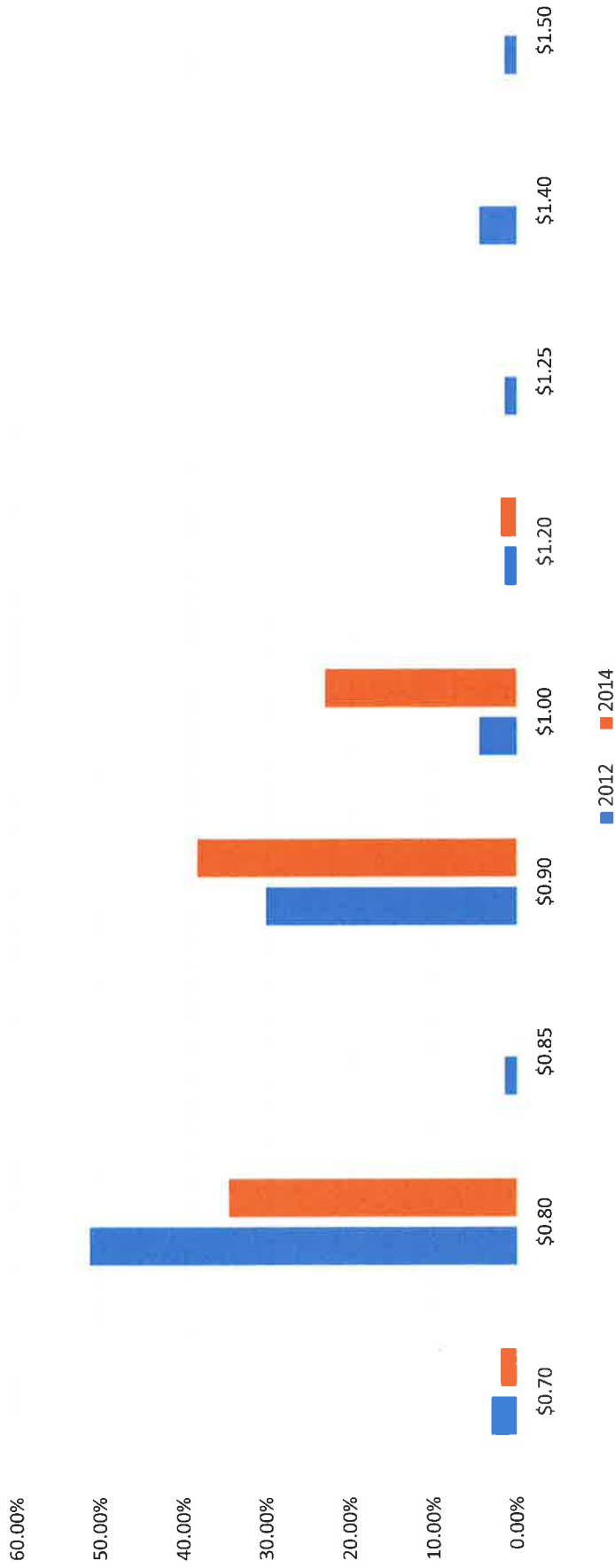
Percentage of hawkers selling Fishball Noodles at particular prices



Prices	\$2.00	\$2.20	\$2.30	\$2.50	\$2.80	\$3.00	\$3.30	\$3.50	\$4.00	\$5.00
2012	2.16%	0.00%	0.72%	36.69%	14.39%	37.41%	2.88%	5.04%	0.72%	0.00%
2014	1.46%	0.73%	0.73%	27.01%	4.38%	52.55%	3.65%	7.30%	1.46%	0.73%

Chart 2.4 – Percentage of hawkers selling Roti Prata (plain) at particular prices

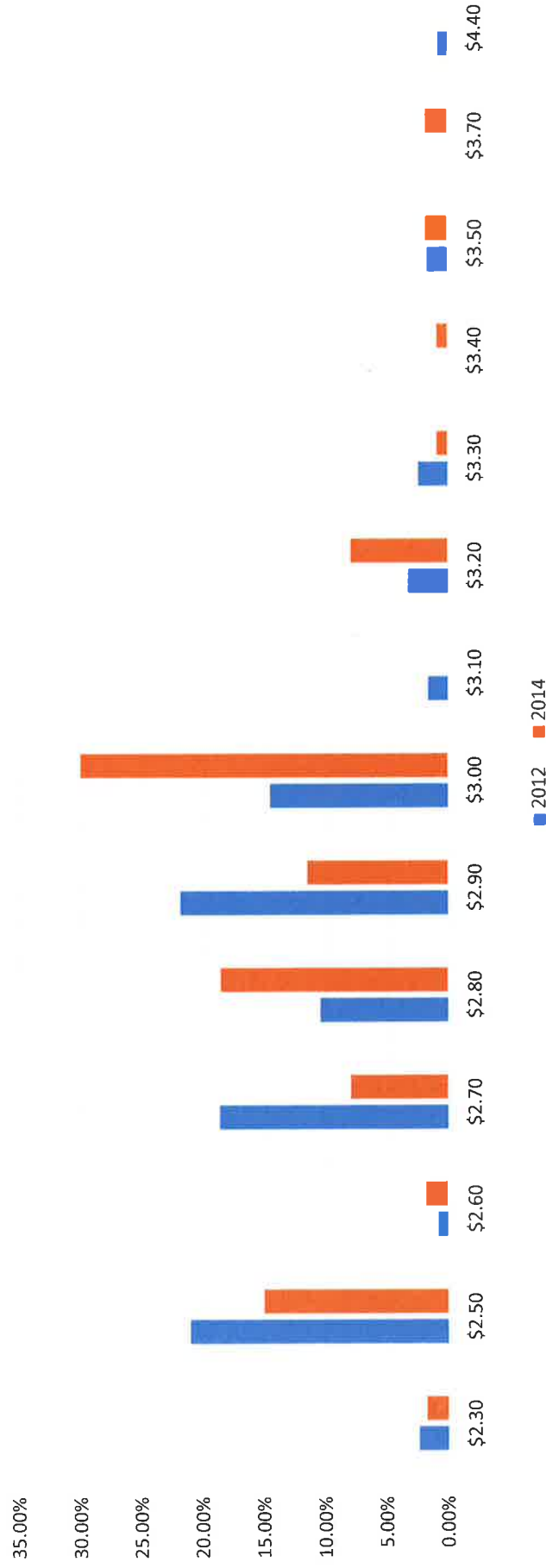
Percentage of hawkers selling Roti Prata (plain) at particular prices



Prices	\$0.70	\$0.80	\$0.85	\$0.90	\$1.00	\$1.20	\$1.25	\$1.40	\$1.50
2012	3.03%	51.40%	1.52%	30.20%	4.55%	1.52%	1.52%	4.55%	1.52%
2014	1.92%	34.62%	0.00%	38.46%	23.08%	1.92%	0.00%	0.00%	0.00%

Chart 2.5 – Percentage of hawkers selling Mixed Vegetables Rice (2 vegetables + 1 meat) at particular prices

Percentage of hawkers selling Mixed Vegetables Rice
(2 vegetables + 1 meat) at particular prices



Prices	\$2.30	\$2.50	\$2.60	\$2.70	\$2.80	\$2.90	\$3.00	\$3.10	\$3.20	\$3.30	\$3.40	\$3.50	\$3.70	\$4.40
2012	2.44%	21.10%	0.81%	18.70%	10.50%	21.90%	14.60%	1.63%	3.25%	2.44%	0.00%	1.63%	0.00%	0.81%
2014	1.77%	15.04%	1.77%	7.96%	18.58%	11.50%	30.09%	0.00%	7.96%	0.88%	0.88%	1.77%	1.77%	0.00%

Annex B

Table 3.1 – List of competitively-priced Chicken Nasi Briyani

No.	Food Item	District	Stall Address	Price
1	Chicken Nasi Briyani	North West	Munch House Sembawang MRT Station 11 Canberra Rd #01-01	\$4.00
2	Chicken Nasi Briyani	South West	Indian Food Teck Whye Lane Coffee Shop Blk 16 Teck Whye Lane	\$4.00
3	Chicken Nasi Briyani	Central	Hai Fong Restaurant Blk 203 Toa Payoh North #01-1121	\$4.00
4	Chicken Nasi Briyani	Central	Hajmeer Kwaja Muslim Food Maxwell Food Centre 1 Kadayanallur Street #01-103	\$4.50
5	Chicken Nasi Briyani	South West	Nasheera Muslim Food Tiang Seng Eating House Blk 380 Clementi Avenue 5 #01-376	\$4.50

Table 3.2 – List of competitively-priced Chicken Rice

No.	Food Item	District	Stall Address	Price
1	Chicken Rice	North West	Munch House Sembawang MRT Station 11 Canberra Rd #01-01	\$2.00
2	Chicken Rice	South West	Hoe Kee Kitchen Market and Food Centre Blk 505 Jurong West Street 52 #01-39	\$2.00
3	Chicken Rice	Central	Hong Kong Soya Sauce Chicken Rice & Noodle Chinatown Complex Food Centre Blk 335 Smith Street #02-127	\$2.00
4	Chicken Rice	North East	U Taste Blk 513 Tampines Central 1	\$2.00
5	Chicken Rice	South East	G8 Food Hub Blk 82 Marine Parade Central	\$2.30

Table 3.3 – List of competitively-priced Fishball Noodles

No.	Food Item	District	Stall Address	Price
1	Fishball Noodles	South West	Teochew Fishball Boon Lay Place Market & Food Village Blk 221A/B Boon Lay Place #01-130	\$2.00
2	Fishball Noodles	Central	Bee Lock Ting Fishball Noodle ABC Brickworks Market & Food Centre Blk 6 Jalan Bukit Merah #01-110	\$2.00
3	Fishball Noodles	South East	Fishball Noodle Kallang Estate Fresh Market & Food Centre Blk 17 Old Airport Road #01-14	\$2.20
4	Fishball Noodles	South East	Le Gong Noodle House Market and Food Centre Blk 216 Bedok North Street 1 #01-38	\$2.50
5	Fishball Noodles	North West	156 Eating House Blk 156 Yishun Street 11 #01-122	\$2.50

Table 3.4 – List of competitively-priced Roti Prata (plain)

No.	Food Item	District	Stall Address	Price
1	Roti Prata	Central	Anis Muslim Food Bukit Merah Central Food Centre Blk 163 Bukit Merah Central #02-25	\$0.70
2	Roti Prata	Central	Lavender 803 Food House 803 King George's Avenue #01-146	\$0.80
3	Roti Prata	North West	Syed Restaurant Blk 292 Yishun Street 22 #01-295	\$0.80
4	Roti Prata	South West	SSR Indian Muslim Food Blk 272 Bukit Batok East Avenue 4 #01-56	\$0.80
5	Roti Prata	South West	Ali Khan Restaurant Pte Ltd Boon Lay 221 Foodhouse Boon Lay Shopping Centre Blk 221 Boon Lay Place #01-01	\$0.80

Table 3.5 – List of competitively-priced Mixed Vegetables Rice (2 vegetables + 1 meat)

No.	Food Item	District	Stall Address	Price
1	Mixed Vegetables Rice	North West	Silver Spoon Coffee Shop Blk 293 Yishun Street 22 #01-261	\$2.30
2	Mixed Vegetables Rice	South West	Tian Seng Mixed Veg Rice/Porridge Bee Hwa Yun Blk 130 Jurong East Street 13 #01-211	\$2.30
3	Mixed Vegetables Rice	Central	Fei Zai Mixed Vegetable Rice Porridge Maxwell Food Centre 1 Kadayanallur Street #01-03	\$2.50
4	Mixed Vegetables Rice	North East	Yeo Chuan Huat Food Centre Blk 505 Tampines Central 1 #01-351/353	\$2.50
5	Mixed Vegetables Rice	South East	Delicious Cooked Food Kallang Estate Fresh Market & Food Centre Blk 17 Old Airport Road #01-07	\$2.50

****Please note that the above list is not exhaustive and there may be other hawkers that sell food at competitive prices as well.***

*****Please note that the above prices stated are exclusive of take-away charges (if any).***