



CONSUMERS ASSOCIATION OF SINGAPORE

170 Ghim Moh Road, #05-01, Ulu Pandan Community Building, Singapore 279621
Hotline: 6100 0315 Fax: 6467 9055
Website: www.case.org.sg

MEDIA RELEASE

For Immediate Release

30 October 2015

CASE urges all hawkers to display food prices prominently at their stalls

A food price survey conducted by the Consumers Association of Singapore (CASE) in 2015 at hawker centres, markets, food centres, coffee shops, food courts and eateries showed that 89 out of the 584 food stalls surveyed failed to display food prices prominently at their stalls. In addition, prices of the surveyed food items have generally increased across the board with Chicken Nasi Briyani at the top of the list.

CASE conducted an island wide survey on five common food items at 584 hawker food stalls over a period of three weeks from 16 July 2015 to 5 August 2015. The five surveyed food items were Chicken Nasi Briyani, Chicken Rice, Fishball Noodles, Mixed Vegetables Rice (*two vegetables and one meat¹*) and Roti Prata (*two plain pratas*).

During the course of the survey, CASE observed that 89 out of 584 food stalls did not display food prices prominently at their stalls (*view Table 1.1*). More than half of the food stalls that did not display the prices were stalls selling Mixed Vegetable Rice. For stalls that do not display their food prices, consumers will only be able to know the actual price of the food they ordered after it has been packed and handed over to them. To help consumers to be more discerning and be able to compare prices, CASE would like to urge all hawkers to display prices prominently at their food stalls.

Table 1.1 – Comparison between the number of food stalls displaying their food prices and those that did not display food prices.

Food Item	No. of food stalls with price displayed	No. of food stalls with price not displayed
Chicken Nasi Briyani	46	14
Chicken Rice	160	12
Fishball Noodles	151	2
Mixed Vegetables Rice	87	50
Roti Prata (two plain pratas)	51	11
TOTAL	495	89

¹ The meat dish is usually chicken or pork. Seafood such as fish, prawn and squid is not considered as a meat dish.

Compared with our previous hawker food price survey conducted in July 2014, there is no change in the mode prices (*i.e. the price most commonly charged by hawkers*) of the surveyed food items.

Table 1.2 – Comparison of mode prices of the five food items surveyed in 2014 and 2015.

Food Item	2014	2015
Chicken Nasi Briyani	\$5.00	\$5.00
Chicken Rice	\$3.00	\$3.00
Fishball Noodles	\$3.00	\$3.00
Mixed Vegetables Rice (two vegetables + one meat)	\$3.00	\$3.00
Roti Prata (two plain pratas)	\$1.80	\$1.80

Although mode prices remain unchanged, there is an overall trend of increasing numbers of hawkers charging consumers more for the surveyed food items. The percentage of hawkers selling food below the mode price has decreased while the percentage of hawkers selling food at and above the mode price has increased as seen in *Table 1.3* below. The biggest jump in prices was for Chicken Nasi Briyani, where a larger number of hawkers are now selling their food above the mode price.

The majority of the hawkers that sell Chicken Rice, Fishball Noodles and Roti Prata are charging consumers at the mode price. Most of the hawkers that sell Mixed Vegetables Rice are still charging consumers below the mode price of \$3.00.

Table 1.3 – Comparison of percentage of hawkers selling food at prices less than (<), equals to (=) and more than (>) the current mode price.²

Food Item / Mode Price	Year	< Mode Price	= Mode Price	> Mode Price
Chicken Nasi Briyani / \$5.00	2014	17.64%	50.98%	31.37%
	2015	8.33%	45.00%	46.67%
Chicken Rice / \$3.00	2014	49.33%	36.67%	14.00%
	2015	36.63%	50.58%	12.79%
Fishball Noodles / \$3.00	2014	34.31%	52.55%	13.14%
	2015	24.18%	63.40%	12.42%
Mixed Vegetables Rice (two vegetables + one meat) / \$3.00	2014	56.62%	30.09%	13.26%
	2015	45.99%	31.39%	22.63%
Roti Prata (two plain pratas) / \$1.80	2014	36.54%	38.46%	25.00%
	2015	24.19%	40.32%	35.48%

² Charts illustrating the percentage of vendors selling the five food items at particular prices can be found in Annex A.

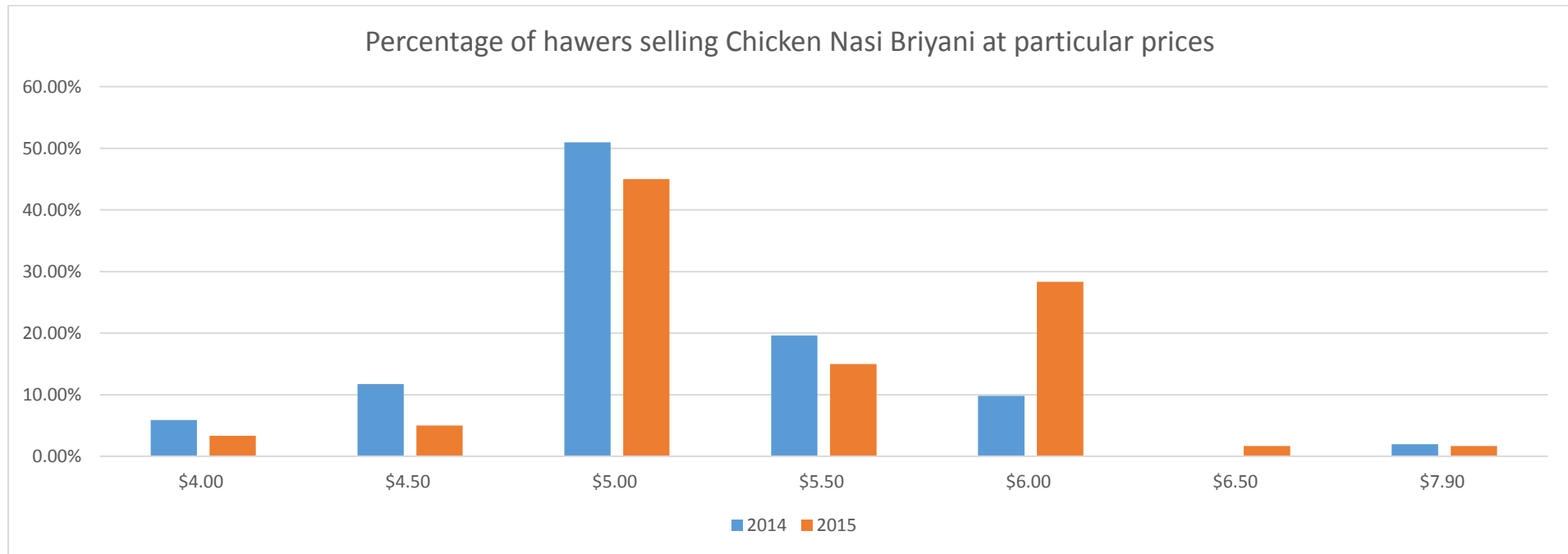
CASE also came across stalls that offered competitive prices for hawker food and would like to highlight some of them (*view Annex B*). We encourage consumers to vote with their wallets and patronise hawker food stalls that continue to offer food at good value for money.

Moreover, CASE observed that take-away charges for the surveyed food items ranged between \$0.10 to \$0.50, depending on the type of take-out container (*e.g. plastic bag, styrofoam box and plastic container*). We further encourage consumers to always ask for the price of the food item and the take-away charges (if any) before ordering.

CASE is committed to protecting consumers' interests and promoting fair business practices. We believe that hawker food prices should remain competitive and affordable for consumers. Furthermore, hawkers should display their prices prominently so that consumers can easily compare prices between different stalls. We will continue to monitor food prices and highlight any unreasonable practices in the market.

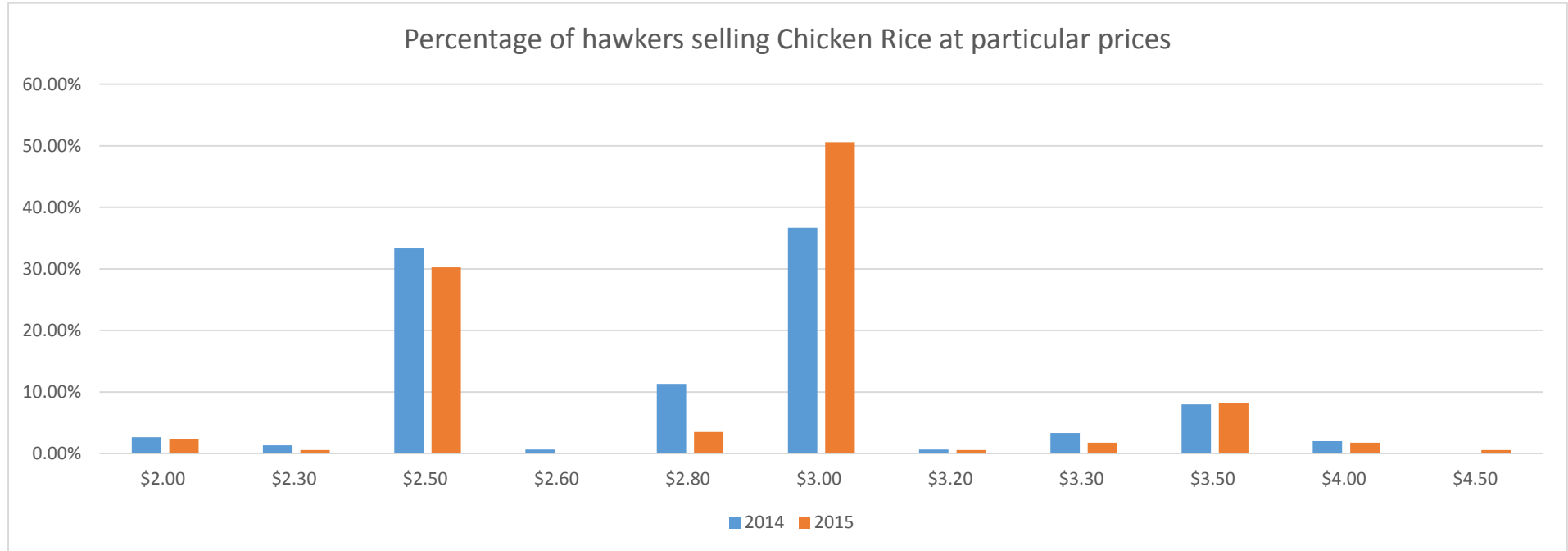
Lim Biow Chuan
President
Consumers Association of Singapore

Chart 2.1 – Percentage of hawkers selling Chicken Nasi Briyani at particular prices



Prices	\$4.00	\$4.50	\$5.00	\$5.50	\$6.00	\$6.50	\$7.90
2014	5.88%	11.76%	50.98%	19.61%	9.80%	0.00%	1.96%
2015	3.33%	5.00%	45.00%	15.00%	28.33%	1.67%	1.67%

Chart 2.2 – Percentage of hawkers selling Chicken Rice at particular prices



Prices	\$2.00	\$2.30	\$2.50	\$2.60	\$2.80	\$3.00	\$3.20	\$3.30	\$3.50	\$4.00	\$4.50
2014	2.67%	1.33%	33.33%	0.67%	11.33%	36.67%	0.67%	3.33%	8.00%	2.00%	0.00%
2015	2.33%	0.58%	30.23%	0.00%	3.49%	50.58%	0.58%	1.74%	8.14%	1.74%	0.58%

Chart 2.3 – Percentage of hawkers selling Fishball Noodles at particular prices

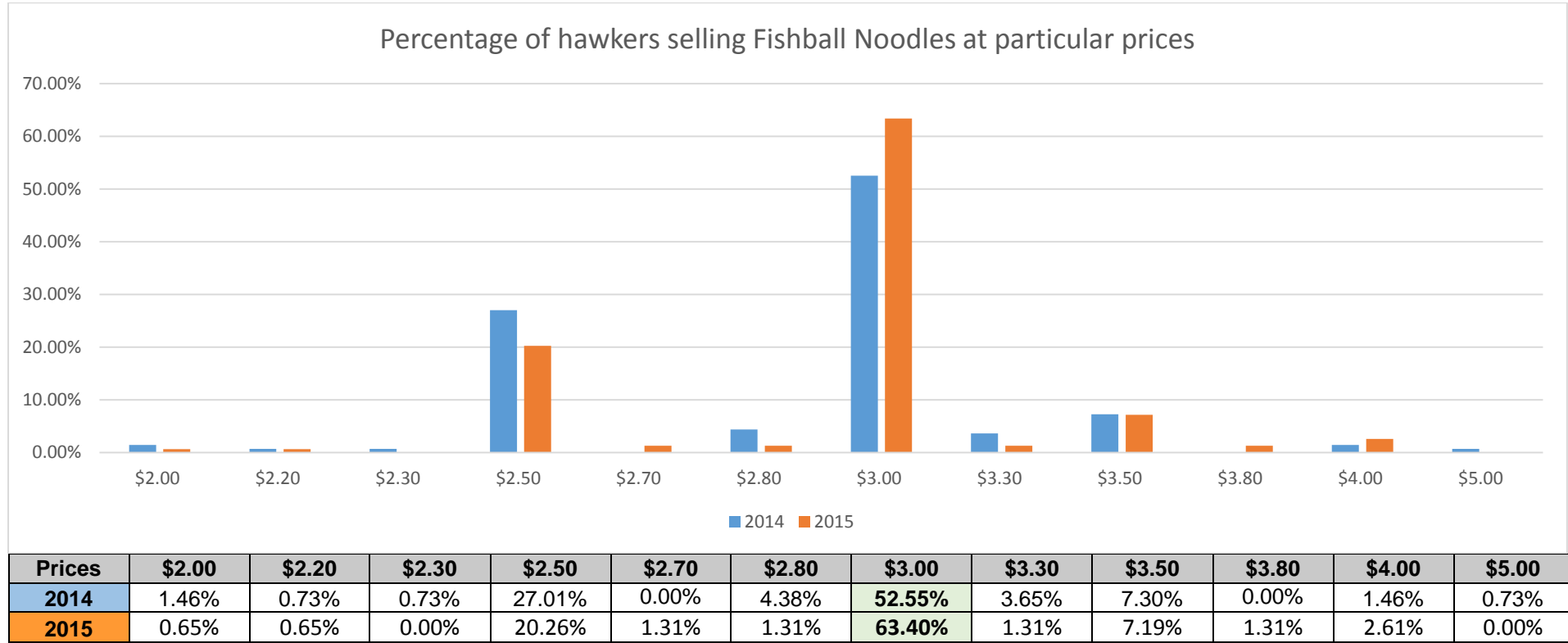
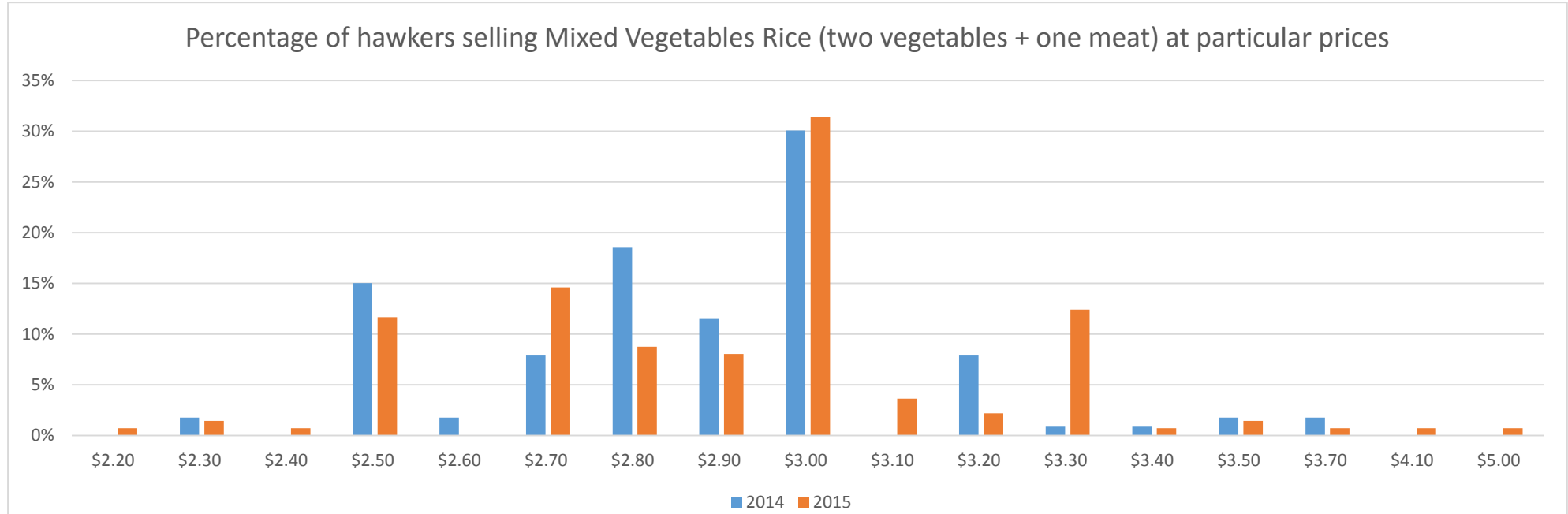
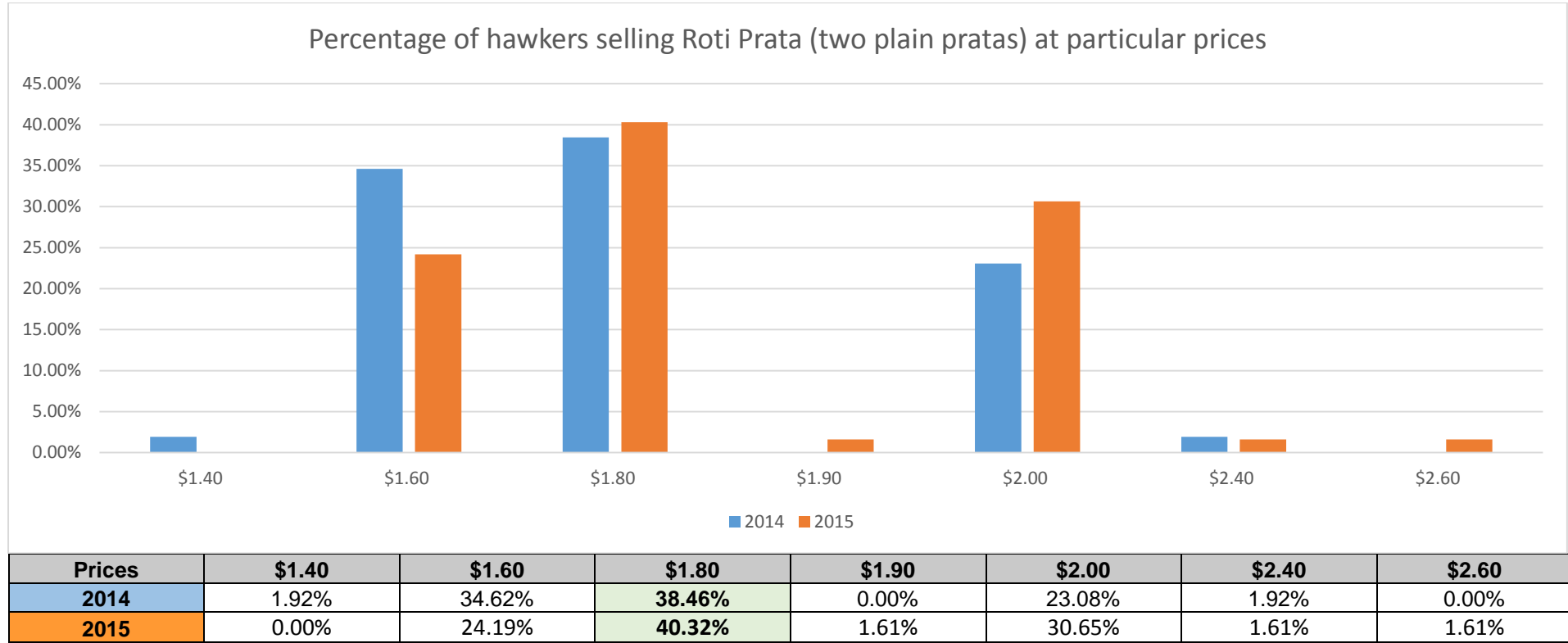


Chart 2.4 – Percentage of hawkers selling Mixed Vegetables Rice (two vegetables + one meat) at particular prices



Prices	\$2.20	\$2.30	\$2.40	\$2.50	\$2.60	\$2.70	\$2.80	\$2.90	\$3.00	\$3.10	\$3.20	\$3.30	\$3.40	\$3.50	\$3.70	\$4.10	\$5.00
2014	0.00%	1.77%	0.00%	15.04%	1.77%	7.96%	18.58%	11.50%	30.09%	0.00%	7.96%	0.88%	0.88%	1.77%	1.77%	0.00%	0.00%
2015	0.73%	1.46%	0.73%	11.68%	0.00%	14.60%	8.76%	8.03%	31.39%	3.65%	2.19%	12.41%	0.73%	1.46%	0.73%	0.73%	0.73%

Chart 2.5 – Percentage of hawkers selling Roti Prata (two plain pratas) at particular prices



Annex B

Table 3.1 - List of competitively-priced Chicken Nasi Briyani

No.	District	Stall Address	Price
1	Central	Blk 203 Toa Payoh North Hai Fong Restaurant #01-1121 786	\$4.00
2	Central	1 Kadayanallur Street Maxwell Food Centre Hajmeer Kwaja Muslim Food #01-103	\$4.50
3	Central	Blk 11 Telok Blangah Crescent 11 Telok Blangah Crescent Market & Food Centre Al-Amin #01-95	\$4.50
4	Central	Blk 85 Redhill Lane Redhill Food Centre Fatimah Muslim Food #01-78	\$4.50
5	South East	Blk 51 Old Airport Road 51 Old Airport Road Food Centre & Shopping Mall Mama Recipe Briyani Rice #01-18	\$4.00

Table 3.2 - List of competitively-priced Chicken Rice

No.	District	Stall Address	Price
1	North East	Blk 513 Tampines Central 1 U Taste	\$2.00
2	South West	3151 Commonwealth Avenue West Cityvibe (Clementi) Ananas Café	\$2.30
3	Central	Blk 80 Redhill Lane Jia Fu Fang 80鸡饭	\$2.00
4	Central	Blk 164 Bukit Merah Central Meng Hup Eating House #01-1200	\$2.00

Table 3.3 - List of competitively-priced Fishball Noodles

No.	District	Stall Address	Price
1	South East	17 Old Airport Road Kallang Estate Fresh Market & Food Centre Da Fei Fishball and Minced Meat Noodle #01-14	\$2.20
2	South West	Blk 143 Teck Whye Lane Teck Whye Shopping Centre Food Park #01-243/245 Soon Yuan	\$2.00

Table 3.4 - List of competitively-priced Mixed Vegetables Rice (two vegetables + one meat)

No.	District	Stall Address	Price
1	Central	Blk 514A Bishan Street 13 Gourmet Express Food House 24 Hours Food Court #01-480	\$2.40
2	Central	"Lai Heng" Economical Rice #01-3 166 Jalan Besar	\$2.20
3	Central	Blk 164 Bukit Merah Central BM 164 Eating House JM Mixed Veg Rice #01-3631	\$2.30

Table 3.5 - List of competitively-priced Roti Prata (two plain pratas)

No.	District	Stall Address	Price
1	Central	Blk 163 Bukit Merah Central Bukit Merah Central Food Centre N.S.J Muslim Food #02-25	\$1.60
2	Central	2 Seah Im Road (Harbourfront) Seah Im Food Centre Mohamed Arafat Muslim Food Mee Goreng #01-48	\$1.60
3	Central	Blk 85 Redhill Lane Redhill Food Centre Fatimah Muslim Food #01-78	\$1.60
4	Central	Blk 203 Toa Payoh North Hai Fong Restaurant #01-1121 786	\$1.60
5	Central	Blk 808 French Road Kitchener Complex Tai Sun Eating House #01-181	\$1.60
6	South West	Blk 132 Jurong East Street 13 Foodclique #01-273 Al Mubarak Restaurant	\$1.60
7	South West	Blk 134 Jurong East Street 13 Fu Chan Coffeeshop #01-309 Indian Muslim Food	\$1.60
8	South West	Blk 450 Clementi Avenue 3 Kopitiam #01-271 Ayesha's Kitchen Indian Food	\$1.60
9	South West	Blk 272 Bukit Batok East Avenue 4 Hou Kou Wei #01-56 SSR Indian Muslim Food (786 Nur Rezeki)	\$1.60
10	South West	Blk 279 Bukit Batok East Avenue 3 Kopitiam #01-337 Ayesha's Kitchen	\$1.60
11	South East	Blk 81 Marine Parade Hua Hua Eating House Masala Tandoor North Indian Cuisine	\$1.60

12	North East	Blk 513 Tampines Central 1 U Taste	\$1.60
13	North West	7 Empress Road #01-74 Bunga Raya Prata Hut	\$1.60
14	South West	Blk 233 Bukit Batok East Avenue 5 Al Ikhsan	\$1.60

**Please note that the following points are applicable to the list of competitively-priced food items above:*

(i) The above list is not exhaustive and there may be other hawkers that sell food at competitive prices.

(ii) The above prices stated are exclusive of take-away charges (if any).

(iii) The above list is accurate as of 5th August 2015.